



DEVELOPMENTS

MEDBURN VILLAS
FINISHING SCHEDULE



HEAD OFFICE **021 433 2580**

dgproperties.co.za



DEVELOPMENTS

COMPANY PARTICULARS

Established in 2002, DG Properties has proven to be a true real estate success story. The DG name has become synonymous with the proficient and effective marketing and selling of premium grade properties in Cape Town and particularly the sought-after Atlantic Seaboard. DG currently have offices in high profile positions in Sea Point and Southern Suburbs.

DG Properties prides itself on its unique and focused approach to marketing and sales, providing a comprehensive and tailored solution to ensure that sales occur at the optimum price within a compressed space of time. The company utilizes an evolved and distinctive sales force of highly adept and skilled sales agents who are selected for their extensive experience, professionalism and successful track records.

Headed by Managing Director Alexa Horne, DG Properties has a dedicated in-house marketing department ensuring that focused and specialized marketing strategies are implemented. The powerful proprietary DG database combined with its eye-catching and prominent advertising, both in print and digital media, together with our visible network of sales offices support our strong performance on the Western Cape's Atlantic Seaboard, Southern Suburbs, Western Seaboard and surrounding areas.

DOGON GROUP (PTY) LTD
REGISTRATION NO: 2002/020365/07
REGISTERED WITH THE PPRA - FFC No. F110941
ALEXA HORNE (MANAGING DIRECTOR)

P O BOX 605 SEA POINT 8060
THE KINGS, 101 REGENT ROAD
SEA POINT, SOUTH AFRICA
TEL +27 21 433 2580
FAX +27 21 433 2781

SALES AGENT



PAUL UPTON
071 610 8088
paul@dogongroup.com

Registered with the PPRA - Full Status Agent - FFC No. 0525859

HEAD OFFICE **021 433 2580**

d g p r o p e r t i e s . c o . z a



DEVELOPMENTS

jenny mills

ARCHITECT B.A.S B.ARCH UCT MIA

GERD WEIDEMAN ARCHITECTS

FINISHES SPECIFICATION

33 MEDBURN ROAD, CAMPS BAY

INDEX

1. EXTERNAL FINISHES
2. FLOOR FINISHES
3. INTERNAL WALL FINISHES
4. INTERIOR FIT OUT
5. KITCHEN APPLIANCES
6. SANITARY WARE

1. EXTERNAL FINISHES

1.1 PACKED STONE

AREA: EXTERIOR FEATURE WALLS & CHIMNEYS

PRODUCT SPEC: STONE PACK

SIZE: N/A

FINISH: COLOUR GREY

NOTE: ELEVATIONS REPRESENT EXTENT OF STONE



1.2 ROUGH AGGREGATE PAVING

AREA: DRIVEWAY

PRODUCT SPEC: BRICKS

SIZE: N/A

NOTE: TO BE LAID DIAGONALLY



1.3 TIMBER PERGOLA & SCREENS


AREA: BALCONIES & PATIOS

PRODUCT SPEC: ENVIRODECK

SIZE: VARIOUS PLANK SIZES

FINISH: GREY TIMBER

NOTE: COATING TO BE SPECIFIED



1.4 EXTERIOR ENTRANCE FLOOR TILE

AREA: DRIVEWAY

PRODUCT SPEC: EXTERNAL NON-SLIP TILE

SIZE: 1200mm x 600mm

COLOUR: GREY


NOTE: GROUTING COLOUR TO MATCH



1. EXTERNAL FINISHES

1.5 GARAGE DOORS

AREA: GARAGE
PRODUCT SPEC: TIMBER SECTIONAL OVERHEAD
SIZE: 2.8m & 4.8m WIDTH
FINISH: BLACK STAIN & OILED GARAGE DOOR
(WITH HORIZONTAL GROOVES)
NOTE: AUTOMATED



1.6 LASER CUT GATE

AREA: MAIN VEHICULAR GATE & PEDESTRIAN GATE
PRODUCT SPEC: ALUMINIUM LASER CUT SCREEN
SIZE: VARIOUS SIZES RECTANGULAR CUT OUTS
FINISH: POWDER COATED OR ANODIZED



1.7 ALUMINIUM SLIDING DOORS & WINDOWS (DOUBLE GLAZED)

AREA: LIVING ROOM, DINING, KITCHEN, BEDROOMS, PJ LOUNGE
PRODUCT SPEC: HBS NUNKLIP GALAXY SLIDING SYSTEM
SIZE: 2.4m U/S LINTEL HEIGHT, 120mm WIDE DOOR FRAME
FINISH: COLOUR CHARCOAL, DARK UMBER GREY ANP 3057
NOTE: INCLUDES POSTBOX FLUSH PULL HANDLE & LOCKSET



1.8 STEEL COLUMNS (PERGOLA)

AREA: OUTDOOR BALCONY & PATIO
PRODUCT SPEC: SQUARE STEEL
COLUMNS COLOUR: CHARCOAL
FINISH: STEEL TO BE COATED




1. EXTERNAL FINISHES

1.9 SWIMMING POOL

AREA: BALCONY & TERRACE

PRODUCT SPEC: FIBRELINE POOL

NOTE: OPTIONAL POOL HEATING SYSTEMS BY PURCHASER




1.10 PLASTER & PAINT

AREA: OUTDOOR FRAMES/EYE-LASHES PRODUCT

SPEC: PLASTER AND COATING MARMORAN OR SIMILAR

COLOUR: REFER TO ARCHITECTURAL GUIDELINES

NOTE: REFER TO ELEVATIONS FOR EXTENT OF PAINT




1.11 PLASTER & PAINT

AREA: OUTDOOR WALLS

PRODUCT SPEC: PLASTER AND PAINT

COLOUR: REFER TO ARCHITECTURAL GUIDELINES

NOTE: REFER TO ELEVATIONS FOR EXTENT OF PAINT



1.1 GLASS BALUSTRADES

AREA: BALCONIES, SLIDING DOORS (WHERE INDICATED)

PRODUCT SPEC: 12-15 mm STRUCTURAL FRAMELESS GLASS

SIZE: 1m HIGH BALUSTRADE+

NOTE:



2. FLOOR FINISHES

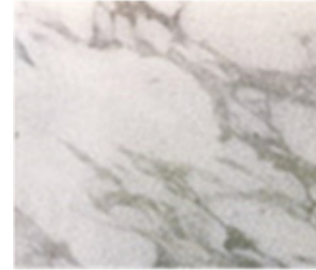
2.1 INTERNAL FLOOR TILE

AREA: BATHROOMS

PRODUCT SPEC: WHITE PORCELAIN TILE WITH GRAIN

SIZE: 1200mm x 600mm

NOTE: SUPPLIER TO PURCHASER'S SELECTION



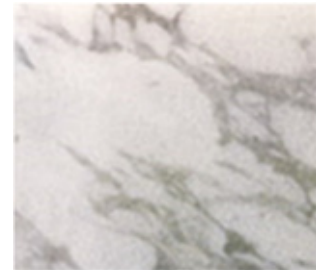
2.2 BATHROOM SHOWER FLOOR TILE

AREA: BATHROOMS

PRODUCT SPEC: WHITE PORCELAIN TILE WITH GRAIN

SIZE: 1200mm x 600mm

NOTE: SUPPLIER TO PURCHASER'S SELECTION



2.3 EXTERIOR BALCONY FLOOR TILE


AREA: BALCONIES

PRODUCT SPEC: EXTERNAL NON-SLIP TILE

SIZE: 1200mm x 600mm

COLOUR: GREY

NOTE: GROUTING COLOUR TO MATCH



2.4 EXTERIOR PATIO FLOOR TILE

AREA: PATIOS

PRODUCT SPEC: EXTERNAL NON-SLIP TILE

SIZE: 1200mm x 600mm

COLOUR: GREY

NOTE: GROUTING COLOUR TO MATCH



2. FLOOR FINISHES

2.5 GARAGE FLOOR FINISH

AREA: GARAGE

PRODUCT SPEC: EXTERNAL NON-SLIP TILE SIZE: 1200 x 600 mm

COLOUR: GREY

NOTE: GROUTING COLOUR TO MATCH




2.6 TIMBER FLOORING

AREA: LIVING ROOM, DINING, KITCHEN, BEDROOMS

PRODUCT SPEC: OAK

NOTE: HERRINGBONE PATTERN



2.7 SKIRTINGS

AREA: LIVING ROOM, DINING, KITCHEN, BEDROOMS, LOUNGE

PRODUCT SPEC: PAINTED HARDWOOD

SIZE: 100mm x 22mm HIGH SKIRTING

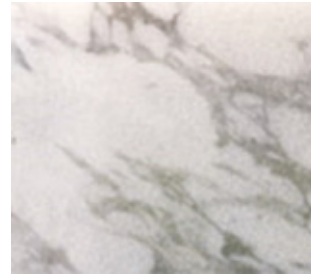
STRIP COLOUR: TO SPECIFICATION



3. INTERNAL WALL FINISHES

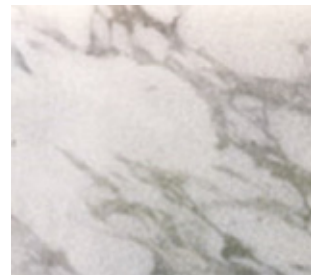
3.1 WALL TILES

AREA: KITCHEN & SCULLERY
PRODUCT SPEC: WHITE PORCELAIN TILE WITH
GRAIN SIZE: 1200mm x 600mm
NOTE: SUPPLIER TO PURCHASER'S SELECTION



3.2 WALL TILES

AREA: BATHROOMS
PRODUCT SPEC: WHITE PORCELAIN TILE WITH
GRAIN SIZE: 1200mm x 600mm
NOTE: SUPPLIER TO PURCHASER'S SELECTION




3.3 PLASTER & PAINT (SWIMMING POOL EDGE)

AREA: POOLS
PRODUCT SPEC: EXTERNAL NON-SLIP TILE SIZE: 1200 x 600
COLOUR: GREY
NOTE: GROUTING COLOUR TO MATCH



3.4 PLASTER & PAINT

AREA: INTERNAL SPACES
PRODUCT SPEC: PLASTER AND PAINT
COLOUR: REFER TO ARCHITECTURAL GUIDELINES
NOTE: REFER TO ELEVATIONS FOR EXTENT OF
PAINT



3. INTERNAL WALL FINISHES


3.5 1 x FEATURE WALL (PAINT)

AREA: BEDROOM

PRODUCT SPEC: PLASTER AND PAINT

COLOUR: REFER TO ARCHITECTURAL GUIDELINES

NOTE: REFER TO ELEVATIONS FOR EXTENT OF PAINT



3.6 1 x FEATURE WALL (TIMBER)


AREA: TV LOUNGE

PRODUCT SPEC: DUCO OR OAK VENEER

SIZE: TO BE CONFIRMED

COLOUR: DUCO COLOUR TO THE PURCHASER'S SELECTION

NOTE: ENGINEERED OAK STAINED TO LATER DETAIL




3.7 1 x FEATURE WALLPAPER (BEDROOMS & LOUNGE)

AREA: BEDROOMS

PRODUCT SPEC: AS PER CLIENT'S SELECTION

SIZE:




3.8 1 x FEATURE EXTERIOR WALL

AREA: DIVIDING WALLS AND BRAAI AREAS

PRODUCT SPEC: OFF SHUTTER CONCRETE

SIZE:


NOTE: SUPPLIER TO PURCHASER'S SELECTION



4. INTERIOR FIT OUT


4.1 INTERIOR CEILINGS

AREA: INTERIOR SPACES
PRODUCT SPEC: SKIMMED & PLASTER GYPSUM BOARD
COLOUR: WHITE
NOTE: SHADOW TRIM ALONG ALL CEILING EDGES



4.2 LIGHT FITTINGS (FEATURE)

AREA: ABOVE DINING TABLE & BEDROOM
PRODUCT SPEC:
SIZE: TO FIT WITHIN ALLOWANCE
NOTE: ALL PENDANTS & WALL LIGHTS TO BE FINALISED



4.3 INTERNAL DOOR FRAMES

AREA: ALL INTERIOR DOORS
PRODUCT SPEC: OAK VENEER DOORS
FINISH: OAK DOOR LININGS



4.4 INTERNAL DOOR IRONMONGERY

AREA: ALL INTERIOR DOORS, EXCLUDING ALUMINIUM SLIDING DOORS
PRODUCT SPEC: TO PURCHASER'S SELECTION
NOTE: PER DOOR FOR LOCKSET, HINGES, HANDLES, AND DOOR STOP



4. INTERIOR FIT OUT

4.5 INTERIOR JOINERY (BEDROOMS)

AREA: BEDROOMS

PRODUCT SPEC: DUCO OR OAK VENEER

SIZE: TO BE CONFIRMED

FINISH: DUCO COLOUR TO THE PURCHASER'S SELECTION

NOTE: ENGINEERED OAK STAINED TO LATER DETAIL



4.6 INTERIOR JOINERY (TOP & BOTTOM CUPBOARDS)

AREA: KITCHENS

PRODUCT SPEC: DUCO AND STAINED

SIZE: TO BE CONFIRMED

FINISH: DUCO COLOUR TO THE PURCHASER'S SELECTION


NOTE: ENGINEERED OAK STAINED TO LATER DETAIL



4.7 COUNTER TOP (KITCHEN)

AREA: KITCHEN

PRODUCT SPEC: WHITE PORCELAIN WITH GRAIN



4. INTERIOR FIT OUT

4.8 INTERIOR JOINERY (VANITIES)


AREA: BATHROOMS PRODUCT

SPEC: OAK VENEER

SIZE: TO BE CONFIRMED

FINISH: COLOUR TO THE PURCHASER'S SELECTION NOTE:

ENGINEERED OAK STAINED TO LATER DETAIL



4.9 ELECTRICAL SWITCHGEAR & LIGHTING CONTROL

AREA: INTERIOR SPACES & PATIO

PRODUCT SPEC: LE GRAND ARTEOR RANGE WITH COVERS

COLOUR: BLACK OR WHITE

NOTE: PURCHASER'S REQUIREMENTS TO BE CONFIRMED



4.10 HEATING & COOLING (TO BE CONFIRMED)

AREA: LIVING ROOM AND BEDROOMS

PRODUCT SPEC: AIR CONDITIONING UNITS

NOTE: SPLIT UNIT AIR CONDITIONING

NOTE: TO SPECIALIST'S DETAIL



5. KITCHEN APPLIANCES

5.1 OVEN

AREA: KITCHEN

PRODUCT SPEC: SIEMENS 90cm BUILT-IN ELECTRIC OVEN

SIZE: 896mm x 594mm x 570mm

FINISH: STAINLESS STEEL WITH BLACK FRONT

SUPPLIER: SIEMENS



(VB554DFR0)

5.2 HOB

AREA: KITCHEN

PRODUCT SPEC: SIEMENS 90cm GAS CERAMIC HOB

SIZE: 912mm x 520mm

FINISH: CERAMIC TOP SHEET WITH CAST IRON PAN SUPPORT

SUPPLIER: SIEMENS



(ER9A6SD70Z)

5.3 EXTRACTOR FAN

AREA: KITCHEN

PRODUCT SPEC: SIEMENS ISLAND CHIMNEY HOOD

SIZE: 898mm x 600mm

FINISH: STAINLESS STEEL

SUPPLIER: SIEMENS



(LF97BBM50)

5.4 INTEGRATED MICROWAVE

AREA: KITCHEN

PRODUCT SPEC: SIEMENS COMPACT MICROWAVE & OVEN

SIZE: 594mm x 455mm x 548mm

FINISH: STAINLESS STEEL WITH BLACK FRONT

SUPPLIER: SIEMENS



(ET375FFP1E)

6. SANITARY WARE

6.1 BASIN

AREA: ALL BATHROOMS
PRODUCT SPEC: CULTURED MARBEL BASINS ON VANITIES
SIZE:
FINISH: WHITE
SUPPLIER:



6.2 BASIN MIXER

AREA: ALL BATHROOMS
PRODUCT SPEC: TALIS 190 BASIN MIXER (HANSGROHE)
SIZE: 154mm x 46mm x 332mm
FINISH: CHROME
SUPPLIER: ON TAP PLUMBING & BATHROOMS



6.3 BATH

AREA: MASTER BATHROOM & UNIT 1 BATHROOM 2
PRODUCT SPEC: LIVINGSTONE BATHS CHARLOTTE FREE STANDING
SIZE: 1600mm x 735mm x 530mm
FINISH: WHITE (POLISHED OR MATT TO BE CONFIRMED)
SUPPLIER: ON TAP PLUMBING & BATHROOMS



6.4 BATH MIXER

AREA: MASTER BATHROOM & UNIT 1 BATHROOM 2
PRODUCT SPEC: TALIS S BATH MIXER HANSGROHE
SIZE: 120mm x 150mm x 150mm
FINISH: CHROME
SUPPLIER: ON TAP PLUMBING & BATHROOMS



6. SANITARY WARE

6.5 BATH SPOUT


AREA: MASTER BATHROOM & UNIT 1 BATHROOM 2

PRODUCT SPEC: GIO PLUMBING WALL SPOUT

SIZE: 185mm x 25mm

FINISH: CHROME

SUPPLIER: ON TAP PLUMBING & BATHROOMS



6.6 SHOWER HEAD


AREA: ALL BATHROOMS

PRODUCT SPEC: LA GIO BELLA ROUND ROSE

SIZE: 250mm DIAMETER

FINISH: STAINLESS STEEL

SUPPLIER: ON TAP PLUMBING & BATHROOMS



6.7 SHOWER ARM

AREA: ALL BATHROOMS

PRODUCT SPEC: LA GIO BELLA CEILING SHOWER ARM

SIZE: 24mm x 150mm

FINISH: CHROME

SUPPLIER: ON TAP PLUMBING & BATHROOMS



6.8 SHOWER MIXER

AREA: ALL BATHROOMS

PRODUCT SPEC: TALIS S BATH MIXER HANSGROHE

SIZE: 120mm x 150mm x 150mm

FINISH: CHROME

SUPPLIER: ON TAP PLUMBING & BATHROOMS



6. SANITARY WARE

6.9 ACTUATOR PLATE

AREA: ALL BATHROOMS

PRODUCT SPEC: ALPHA 15 DUAL FLUSH GEBERIT

SIZE: 213mm x 16mm x 142mm

FINISH: BRIGHT CHROME

SUPPLIER: ON TAP PLUMBING & BATHROOMS



6.10 TOILET

AREA: ALL BATHROOMS

PRODUCT SPEC: D-NEO WALL MOUNTED TOILET DURAVIT

SIZE: 540mm

FINISH: WHITE HIGH GLOSS

SUPPLIER: ON TAP PLUMBING & BATHROOMS



6.11 KITCHEN MIXER (PREP BOWL)

AREA: SCULLERY

PRODUCT SPEC: DÉCOR KITCHEN MIXER 260 SWIVEL SPOUT HANSGROHE

SIZE: 237mm x 104mm x 338mm

FINISH: CHROME

SUPPLIER: ON TAP PLUMBING & BATHROOMS



6.12 SINK (DOUBLE)

AREA: SCULLERY

PRODUCT SPEC: SELENE SLX110-40 UNDERSLUNG SINK FRANKE

SIZE: 428mm x 428mm x 190mm

FINISH: CHROME

SUPPLIER: ON TAP PLUMBING & BATHROOMS



6. SANITARY WARE

6.13 SINK MIXER

AREA: KITCHEN

PRODUCT SPEC: DÉCOR KITCHEN MIXER PULL-ROD-OUT HANSGROHE

SIZE: 272mm x 104mm x 411mm

FINISH: CHROME

SUPPLIER: ON TAP PLUMBING & BATHROOMS



6.14 PREP BOWL

AREA: KITCHEN

PRODUCT SPEC: SELENE SLX110-40 UNDERSLUNG SINK FRANKE

SIZE: 428mm x 428mm x 190mm

FINISH: CHROME

SUPPLIER: ON TAP PLUMBING & BATHROOMS

